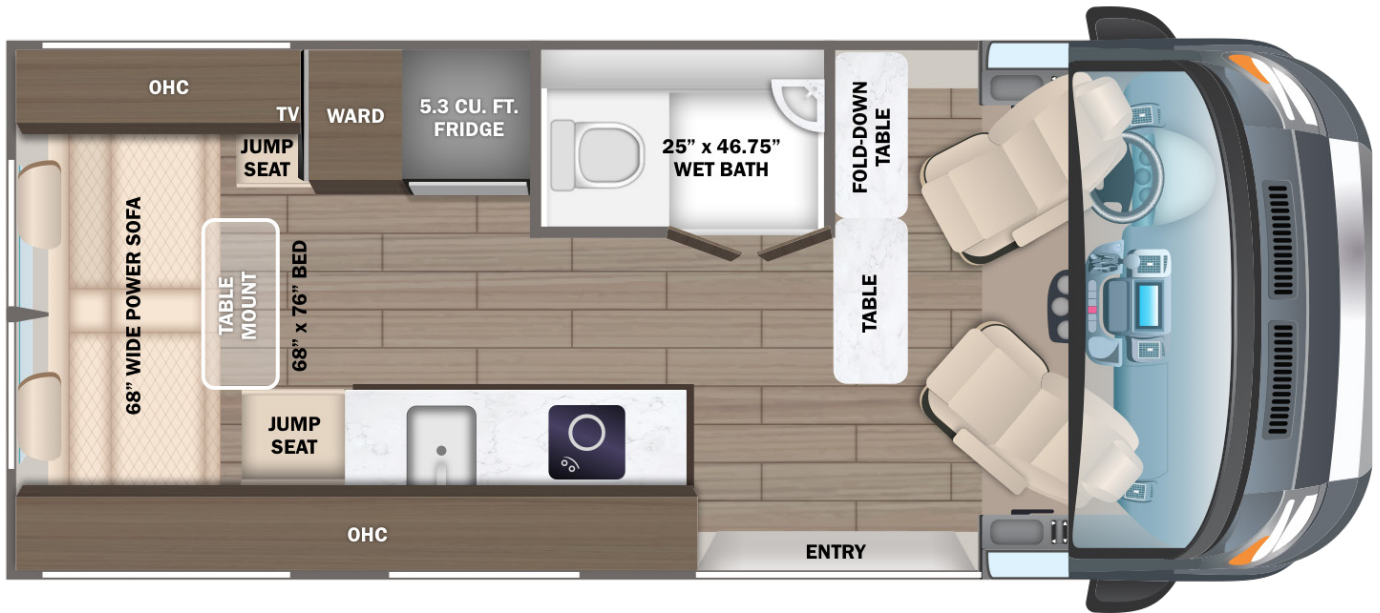


21B



EXTERIOR SELECTIONS



Silver Van

STANDARDS & OPTIONS

CUSTOMER VALUE PACKAGE

JRide®: Hellwig® helper springs, rear Koni® shocks
 Carefree® armless motion sensing patio awning with LED light strip
 Truma Combi Eco Plus water heater and furnace
 4-way swivel driver and passenger seats
 Winegard® Connect 2.0 4G/Wi-Fi/digital TV antenna

DRIVING

Ford® Transit AWD 350HD
 148 in. wheelbase
 GVWR - 11,000 lb.
 GCWR - 13,000 lb.
 3.5L EcoBoost V6 310 HP engine with 400 ft-lb. torque
 10-speed transmission
 3.73 limited slip axle
 250-amp alternator
 205/75R16C BSW all-season tires
 Aluminum wheels
 Heavy-duty trailer tow package with dual 4/7 pin connector
 (2) 12V AGM chassis batteries (70 amp-hr)
 25 gal. fuel tank (gas)
 12 in. SYNC 4 HD/NAV/IACC multi-function display
 Power-adjusting side-view mirrors
 360° camera with split view and front camera washer
 Rear-view camera with trailer hitch assist
 Backup camera displayed in rear-view mirror
 Blind spot assist 1.0 with trailer coverage and cross-traffic alert
 Intelligent adaptive cruise control
 Lane-keeping system
 Front, side and reverse sensing systems
 Forward collision warning
 Pre-collision assist with automatic emergency braking (AEB)
 Post-collision braking
 SOS Post Crash Alert System™
 Driver and passenger airbags
 Safety Canopy® side-curtain airbags
 Ford® AdvanceTrac® with RSC® (roll stability control)
 Side wind stabilization
 Hill start assist
 SecuriLock® passive anti-theft system with engine immobilizer
 Autolocking drive away with crash unlocking
 Remote keyless entry
 FordPass™ Connect
 Tire pressure monitoring system (TPMS)
 Rain-sensing wiper system
 Automatic high-beam headlights
 Wiper-activated headlights
 Power windows and door locks
 Privacy shades for cab windows

EXTERIOR

Fiberglass running boards for cab and entry doors
 Keyless entry pad
 Daytime running headlamps
 Cable TV hookup with RG-6 coax

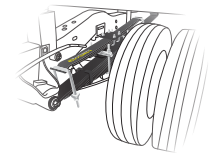
Onan® 2,800W generator with auto-gen start
 200W roof-mounted GoPower® solar panel with integrated control panel
 Portable solar plug
 1000W inverter
 (2) 12V AGM house batteries
 House battery disconnect switch
 30-amp electrical service with detachable power cord
 (2) 120V exterior outlets
 6 gal. propane tank (20 lb.)
 LP quick-connect hookup
 Heated grey holding tank (12V pad)
 LED-lit holding tank valves
 Black tank flush
 Winterization drain system
 12V demand water pump
 Water filtration system
 Outside shower

INTERIOR

Custom-molded ABS interior wall panels
 Soft-touch vinyl ceiling
 High-intensity LED ceiling lights
 Tecnoform® European-style, high-gloss cabinetry
 Ball-bearing drawer guides
 Residential vinyl flooring
 Firefly total coach control system with wall-mounted touchscreen and mobile app
 120V Coleman®-Mach® 10 13,500 BTU air conditioner
 Powered roof vent in living area
 Side screen door with magnetic and zipper close offs
 Sliding vented windows
 Rear screen door with roll-up and black-out capabilities
 Removable privacy shade for sliding door window
 24 in. LED HD TV
 JBL® Flip 6 removable wireless Bluetooth speaker
 Adjustable table with multiple mounts and fold-down work station
 5.3 cu. ft. 12V refrigerator
 2-burner gas cooktop
 Convection microwave
 Stainless steel sink
 Solid-surface kitchen countertop
 Power sofa converts to 68 in. x 76 in. bed
 Shower with magnetic curtain surround
 Aqua View® SHOWERMISER™ water management system
 Toilet with foot flush
 Medicine cabinet with mirror
 Powered roof vent in bathroom
 Seatbelts for driver/passenger seats and select cab locations
 Driver and passenger airbags
 Smoke alarm
 Carbon monoxide detector
 Fire extinguisher

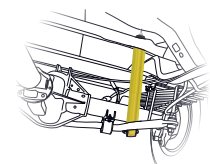
OPTIONS

Starlink satellite internet system
 Li Package
 - 48V-165 amp hour smart lithium battery providing 7.9KW hours of power IPO 2,800W generator
 - Auto engine start with high idle
 - 3,000W inverter IPO 1,000W inverter
 - 2nd 48V alternator dedicated to lithium battery
 - Trickle charge solar panel for chassis battery
 - Timberline hydronic heating system IPO Truma Combi Eco Plus water heater and furnace
 - 48V Coleman®-Mach® 10 13.5K BTU air conditioner IPO 120V Coleman®-Mach® 10 13.5K BTU air conditioner
 - 1-burner induction cooktop IPO 2-burner gas cooktop
 - No propane - all-electric coach



HELLWIG® HELPER SPRINGS

Work with the chassis' existing springs to give the RV more support, improving stability under heavy loads



REAR KONI SHOCKS

Controls bounce and sway when driving over expansion joints and rough roads

FLOORPLAN	GVWR (lbs.)	GCWR (lbs.)	FRONT GAWR (lbs.)	REAR GAWR (lbs.)	WHEEL BASE	OVERALL LENGTH	EXTERIOR HEIGHT WITH SATELLITE AND A/C	EXTERIOR WIDTH	INTERIOR HEIGHT	FRESH WATER CAPACITY (gal.)	GRAY WASTE WATER CAPACITY (gal.)	BLACK WASTE WATER CAPACITY (gal.)
21B	11,000	13,000	4,630	7,700	148"	22'	10'	86"	78"	24	14	16

Meet your Jayco Dealer



Scan QR code for specification definitions

Some specs at the time of print may include estimates. For the most updated information, please visit Jayco.com

Jayco, Inc. | P.O. Box 460 | Middlebury, IN 46540

See dealer for further information and prices. All information in this brochure and on www.jayco.com is the latest available at the time of publication approval. Jayco reserves the right to make changes and to discontinue models without notice or obligation. Photography may show optional equipment or props used for decoration purposes only. RVs built for sale in Canada may differ to conform to Canadian codes. JAYCO and the JAYCO BIRD IN FLIGHT are registered trademarks of Jayco, Inc. Printed in USA 5/24 ©2024 Jayco, Inc. 2032951



Jayco - Part of Jayco Family of Companies