

Jayco | 2024 Precept Prestige Class A Motorhome

# PRECEPT PRESTIGE

SUPREME QUALITY & DRIVABILITY



**2+3**  
YEAR | YEAR  
WARRANTY

# INTERIOR DESIGN



## FOSSIL




Wood




Floor



Countertop




Main Fabric



Furniture

## DENMARK



Wood




Floor



Countertop



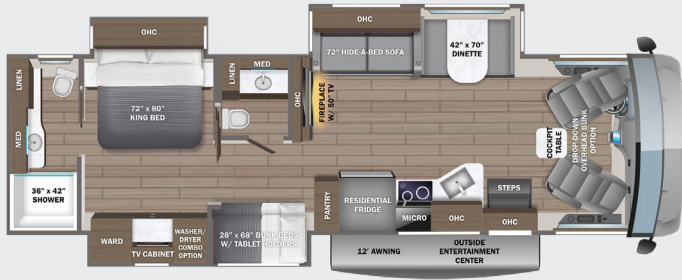
Main Fabric



Furniture

# Jayco PRECEPT PRESTIGE

36B OPTIONS: A, B



36H OPTIONS: A, B, D



36U OPTIONS: A, C



OPTIONS

A



15 Cu. Ft. Fridge

B



Power Theater Sofa

C



Freestanding Dinette

D



Power Reclining Sofa

## EXTERIOR SELECTIONS



Chickadee Full-Body Paint



Oriole Full-Body Paint



Warbler Full-Body Paint



Wren Full-Body Paint

# STANDARDS & OPTIONS

## CUSTOMER VALUE PACKAGE

JRide® Plus: Computer-balanced driveshaft, Bilstein® steering stabilizer, Koni® shocks, variable-rate front and rear jounce bumpers, heavy-duty front and rear stabilizer bars, 22.5 in. Michelin® tires  
Automatic hydraulic leveling jacks  
Frameless windows  
15,000 BTU A/C unit with heat pump and second 13,500 BTU A/C unit  
Exterior entertainment center with outside speakers and LED HD Smart TV mounted on swivel bracket  
Electric patio awning with LED lights  
Slideout awning(s)  
Onan® Marquis Gold Genset 5,500W generator with auto-gen start 2,000W inverter  
50-amp electrical service  
10 gal. gas/electric water heater  
Pioneer® 8 in. infotainment center with Apple® CarPlay™ and Android Auto™  
Backup and side-view cameras  
Removable driver/passenger cockpit table  
LED-lit, solid-surface kitchen countertops with recessed stainless steel sink and sink covers  
LED HD Smart TV in living area  
Day/night roller shades in living area

## DRIVING

Ford® F53 chassis  
GVWR- 24,000 lb.  
GCWR- 30,000 lb.  
7.3L V-8 335 HP engine with 468 ft.-lb. torque  
6-speed automatic TorqShift® transmission with overdrive and tow haul mode  
210-amp alternator  
Catalytic converter theft deterrent  
G-rated highway tires- 255/80R22.5  
Front and rear disc, 4-wheel anti-lock brakes  
5,000 lb. rear hitch receiver with dual connector and 7-pin plug  
12V chassis battery  
80 gal. fuel tank  
120 in. panoramic windshield  
6-way power and swivel driver/passenger seats  
Soft-touch, vinyl-wrapped automotive dash  
Tilt steering wheel  
Cruise control  
Hill start assist  
Electronic stability control  
Traction control  
Auxiliary start  
Power front privacy shade with manual side privacy shades

## EXTERIOR

StrongholdVBL™ roof, floor and sidewalls  
Bead-foam insulation (R-24 max roof, R-9 max floor, R-8 max walls)  
One-piece, seamless, fiberglass front and rear caps  
One-piece, seamless, crowned fiberglass roof  
Premium Sikkens full-body paint  
Entrance door with industry's largest travel-view window  
Electric-powered entrance steps  
Lockable, pass-through storage compartments with slam latches  
Theford® Sani-Con Turbo macerator system

Third brake light  
Roof ladder  
Prep for satellite dish  
Cable TV hookup with RG-6 coax and video selector switch  
Winegard 2.0 Wi-fi/4G antenna  
200W solar panel with dual controller  
(2) 6V AGM (220Ah) house batteries on slideout tray  
Transfer switch with reverse polarity protection  
24.5 gal. propane tank (83 lb.)  
LP quick-connect hookup  
Exterior utility center  
Winterization drain system  
Black tank flush  
Outside shower  
12V demand water pump  
Water filtration system

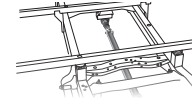
## INTERIOR

Firefly total coach control system with wall-mounted touch screen and mobile app  
84 in. interior ceiling height with padded vinyl ceiling  
High-intensity recessed LED ceiling lights  
Vinyl plank flooring  
LED-lit hardwood fascia  
Hardwood cabinet doors and drawer fronts  
Deluxe hidden cabinet hinges  
Ball-bearing drawer guides  
Jayco-exclusive, easy-operation legless dinette table  
2-point lap safety belts in all designated seating locations  
Car seat tethers (select floorplans)  
30,000 BTU auto-ignition ducted furnace  
Electric fireplace  
Wood-framed kitchen window with spice cabinets  
Residential refrigerator  
2-burner induction cooktop  
Convection microwave oven  
Shower with decorative surround, glass door, skylight and light  
LED-lit stainless steel bathroom sink  
Porcelain toilet with foot flush  
Powered roof vent in bathroom with wall switch  
Walk-around, king-size bed with bedspread and nightstands  
USB port and wireless charging in nightstands  
LED HD Smart TV in bedroom  
Under-bed storage (select models)  
Large wardrobes  
Bunks with industry-exclusive 300 lb. capacity each (36B)  
Wall-mounted tablet holder in each bunk (36B)  
Smoke alarm  
Carbon monoxide detector  
Fire extinguisher

## OPTIONS

Drop-down overhead bunk in cab area with 750 lb. capacity  
Combination washer/dryer (36U, 36B)  
Stackable washer/dryer (36H)  
Power theater seating (36B, 36H)  
120 in. straight reclining sofa (36H)  
15 cu. ft. 12V refrigerator  
Free-standing table with 4 chairs (36U)

## JRIDE PLUS



### COMPUTER-BALANCED DRIVESHAFT

Ensures smooth and efficient power transfer to the wheels



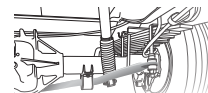
### BILSTEIN STEERING STABILIZER

Reduces driver fatigue by significantly improving steering, handling and comfort



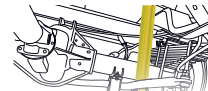
### VARIABLE RATE FRONT & REAR JOUNCE BUMPERS

Assist during extreme road occurrences to absorb impact and dampen excess road noise




### HEAVY-DUTY FRONT & REAR STABILIZER BARS

A large bar and polyurethane bushings, instead of rubber, transfer power faster for extra support, more stability and easier handling



### KONI SHOCK ABSORBERS

Large-diameter tube design pairs gas and hydraulics to resist heat and pressure while independently adjusting to changing road conditions



### 22.5" MICHELIN® TIRES

Commercial-grade tires built for long hauls and heavy loads

FLOORPLAN	GVWR (lbs.)	GCWR (lbs.)	WHEEL BASE	OVERALL LENGTH	EXTERIOR HEIGHT WITH SATELLITE AND A/C	EXTERIOR WIDTH	INTERIOR HEIGHT	FRESH WATER CAPACITY (gal.)	GRAY WASTE WATER CAPACITY (gal.)	BLACK WASTE WATER CAPACITY (gal.)
36B	24,000	30,000	252"	38' 8"	12' 10"	101"	84"	72	50/41	31/41
36H	24,000	30,000	252"	38' 8"	12' 10"	101"	84"	72	40/50	40
36U	24,000	30,000	252"	38' 2"	12' 10"	101"	84"	72	50	31/41

Meet your Jayco Dealer



Scan QR code for specification definitions

Some specs at the time of print may include estimates. For the most updated information, please visit [Jayco.com](http://Jayco.com)

Jayco Inc. | P.O. Box 460 | Middlebury, IN 46540

See dealer for further information and prices. All information in this brochure and on [www.jayco.com](http://www.jayco.com) is the latest available at the time of publication approval. Jayco reserves the right to make changes and to discontinue models without notice or obligation. Photography may show optional equipment or props used for decoration purposes only. RVs built for sale in Canada may differ to conform to Canadian codes. JAYCO and the JAYCO BIRD IN FLIGHT are registered trademarks of Jayco, Inc. Printed in USA 10/23 ©2023 Jayco, Inc.



Jayco - Part of Jayco Family of Companies